

Let's take these three steps in numerical order.

from Household Garbage

How to Separate Recyclable Materials

Separated garbage turns into resource

Most of the household garbage turns into resource. Individual effort for proper separation leads to the decrease of garbage and effective re-use of remaining resource.

Combustible Garbage

You are required to put your garbage into the garbage bags designated by the city (yellow) and take them to the collection site **between dawn and 8.30** on the collection days. Lengthy or oversized garbage must be cut into a size small enough to fit into the bags (approx. 40cm.) You can purchase the designated bags from the markets, daily stores or convenience stores.

Kitchen garbage

- Dry thoroughly.




Dry leaves and wood waste

- Branches must be cut into the lengths of 40 cm or less.



Stained papers and sanitary trash



- Sort out the clean papers and dispose them as recyclable garbage on designated recyclable garbage collection days.

Plastic Containers and Wrappings



- Solid plastic containers difficult to flatten by hand are categorized as incombustible garbage.
- Oversized styrene foam must be cut into the smallest possible size.

Clothing and Cloths



- Metallic parts (buttons, zippers, etc) must be removed before you put them into the garbage bags.
- Sort out the clean clothes and dispose them as recyclable garbage on designate recyclable garbage collection days.

Any garbage not in compliance with the regulations WILL NOT BE COLLECTED

Any individual responsible for the garbage must take it back and sort it out again.



If any incombustible trashes i.e. cans, bottles, etc. are included.



If futon mats, bed sheets, carpets etc. are crammed inside.

Taking the garbage individually to the Clean Center (Fees Required)

※ Heavy, oversized garbage e.g. beddings should be disposed at once at the Cleaning Center.

Delivery schedule (closed on holidays)

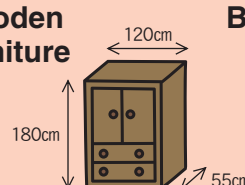
Place	Mon.	Tue.	Wed.	Thu.	Fri.	Sat.	Sun.	Open	Category	Fee
Clean Center	○	○	○	○	○	△	×	9:00am - 5:00pm	Combustible	¥ 800 yen per 100 kg (400 yen per 50 kg or less) for a single car load

- Open 9:00 a.m. _ 12:00 p.m. on Saturday
- Please finish reception by 30 minutes before the carrying time end.
- Please remove the metallic parts before the disposal.
- Please take the incombustible oversized garbage to Torihara Landfill Site.

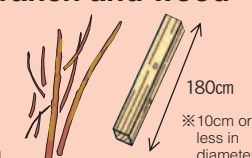
Bedding, Carpets



Wooden furniture

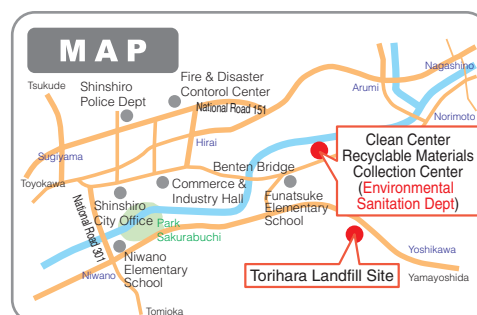


Branch and wood



For further information please contact

53 Hida, Hiyoshi, Shinshiro-city
The City of Shinshiro,
Environmental Sanitation Dept.,
 Clean Center (Located in Shiosawa Area)
 Tel 0536-22-0521 or 0536-23-7629



Recyclable Materials

Sort out the garbage and take it to the collection site once a month on the designated day. You can check the dates, hours and places on the collection calendars for your area.

Papers (5 categories)

Separate the garbage into 5 different categories and bind them with **strings made of paper**. Remove all parts that are not paper i.e. staples, plastics.


① Newspapers, Ads



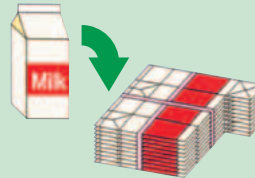
② Magazines, Fliers, Envelopes




③ Cardboard



④ Milk Cartons



⑤ Paper Containers, Paper Bags



● The use of paper string for binding is highly recommended as the string itself can be recycled.

● Milk Cartons: Paper-made containers with aluminum coating are not included (Inflammable Garbage)

● Paper Containers, Paper Bags Containers bearing the mark of “紙” (Papers) are included in this category.

Those types of paper containers include boxes for confectionaries, toys or tissues, except for containers with the mark of “プラ” (Plastic) or with aluminum coating. (Inflammable Garbage)

Metal items (5 categories)

The cans must be completely empty and rinsed.

Oversized metal products are categorized as “Oversized Garbage”

① Aluminum cans



② Steel cans



● Dispose the cans without crushing them.

● Release the gas from the spray cans by making a hole.

③ Aluminum items other than cans



④ Steel items other than cans



● Please dispose the items that exceed these sizes as Oversized Garbage

⑤ Other metal items



● Copper wire, motors, electric cord, substrates, screw bolts or other unspecified items.

● Small household appliances (cellular phone, camera, gaming machine, etc.)

Bottles (7 categories)

Beverage bottles and cosmetic bottles are collected.

Dispose after taking off the caps and cleaning them inside.

① Large Bottles (brown and green)

Liquors, Soy Sauce etc.



② Beer Bottles

● Keep the labels on.

● Broken glass must be sorted out by colors.

③ Transparent Bottles

④ Brown Bottles

⑤ Green Bottles

⑥ Black Bottles

⑦ Other types of Bottles



● Bottles badly stained or that cannot be cleaned inside, and heat resistance glass are not recyclable, and are categorized as "Landfill Garbage".



Plastic (2 categories)

Rinse off the stains completely. Stained plastic will not be collected.

① PET bottles



Bottles bearing this mark go into this category.

Containers of beverage, alcohol, soy sauce, non-oil dressing etc. bear this mark. Blue or green bottles are included.



● PET bottles disposal

① Rinse inside

② Take off the caps and the labels

(they are collected as Combustible Garbage*)

③ Crush them



● Stained bottles cannot be recycled.

② Styrofoam Trays



● Colored or patterned trays are not included in this category

● Other Styrofoam waste is categorized as "Combustible Garbage"

Clothing

Please do not discard clothes on wet day.

Clean clothes are targeted.

Clothing



Cloth



● Please do not remove buttons and the zippers, etc., when you throw away clothes.

● Cotton materials and chemical fibers (polyester, rayon, nylon and synthetic leather clothes, etc.) are targeted. However, dirty and stinky or ragged clothes cannot be recycled. (They are combustible garbage.)

● Please do not discard clothes on wet day, because there is a possibility not to be able to reproduce by getting wet.

● Please take them to "the Resource collection center", when you discard of clothes voluminously. (No Fee Required)

Incombustible Garbage

Sort out the garbage and take it to the collection site once a month on the designated day. You can check the dates, hours and places on the collection calendars for your area.

Garbage for Landfill

Non-recyclable or incombustible garbage is included in this category. The disposal of such items must be **in the appropriate size**.

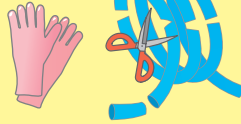
Glass



Ceramic items



Rubber



Products with Compound Materials

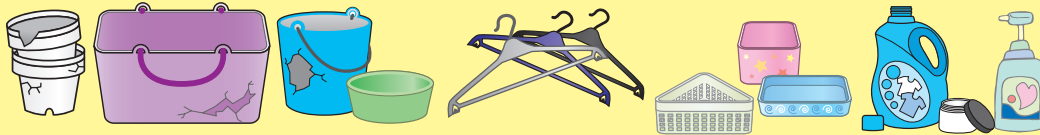


● If the garbage is oversized or in a large amount please take it individually to Torihara Landfill Site. (Fees Required)

● Metal products and small appliances are recycled as a resource.

Breakable items

Solid plastic products are included in this category. Please remove any metallic parts. The disposal of these items must be **in the appropriate size**.




● Please dispose of this garbage in big bags at the designated collection site.



Harmful items

Please separate them into three categories.


① Used Dry-cell Batteries



② Used Fluorescent Light Bulbs



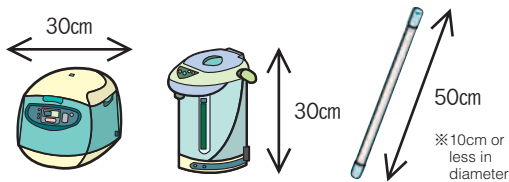
③ Mirrors, Thermometers, Clinical Thermometers



● Broken fluorescent light bulbs or mirrors are included in this category.


Appropriate Size

The appropriate size of garbage for Landfills and Breakable Items is 30 cm or less at the longest part or less than 50 cm in case of long and thin items (10 cm or less in diameter). Any items that exceed these sizes must be disposed as Oversized Garbage.



Oversized items must be taken apart into small pieces

Even if the garbage exceeds the appropriate size, you can take it to the site by cutting it into pieces small enough to meet the requirements. When you dispose of the electrical appliances, please separate the metallic parts, plastic parts etc. except for the products subject to the Recycling Act for Electrical Appliances.



- **Metallic Parts** (metal frames, motors, electrical cords, screw bolts)
- **Breakable Items** (plastic propellers, plastic podiums)
- **Garbage for Landfill** (when metallic or plastic parts cannot be separated)

Metallic parts are reusable if separated properly.

You can individually take them to the Resource Collection Center (No Fee Required),

if you cannot take the items to the site on the collection days

Delivery Schedule (Closed on **holidays**)

Place	Mon.	Tue.	Wed.	Thu.	Fri.	Sat.	Sun.	Open	Category	Fee
Resource Collection Center	○	○	○	○	○	△	×	9:00 am - 5:00 pm	Recyclable Materials Harmful items	Free



Resource Collection Center


- They are accepted at Environmental Sanitation Dept. in the Clean Center.
- Please finish reception by 30 minutes before the carrying time end.
- Open 9:00 a.m. _ 12:00 p.m. on Saturday
- Separate the garbage at home before taking it out. (Garbage not separated properly must be taken back)
- Incombustible Garbage lighter than 10 kg can be collected.
- A large amount of incombustible garbage needs to be taken to Torihara Landfill Site. (Fees Required)

For further information contact to
Shinshiro Environmental Sanitation Dept
 Tel 0536-22-0521 or 0536-23-7629

Oversized garbage


Take your garbage personally to Torihara Landfill Site or apply for the door-to-door garbage collection service (Fees Required)

Furniture




● Please take futon mats and carpets to the Clean Center.

Electric Appliances



Other Ordinary Items



Individual Disposal

Please contact the Environmental Sanitation Dept. before taking the garbage to Torihara Landfill Site. Also please check the delivery schedule beforehand.

Place	Mon.	Tue.	Wed.	Thu.	Fri.	Sat.	Sun.	Open	Category	Charge
Torihara Landfill Site	×	○	○	○	×	×	●	9:00am - 3:30pm	Oversized Incombustible Garbage	¥ 800 yen per 100kg (400 yen per 50kg or less) for a single car load

※ Clean Center (Environmental Sanitation Dept.) open on: Tuesday, Wednesday and Thursday. Note: Closed on **Holidays**.

※ Please come 30 minutes before the closing time at the latest.

※ The fourth Sunday of the month is open. Please come directly to the site (tel. 0536-23-1143)

※ Payment of the fee must be made in cash according to the weight measured on the spot.

For the door-to-door collection service

Please call the Environmental Sanitation Dept. for the application (Japanese only)

※ Collection days will be explained on your application.

※ The fee per a single oversized item is 800 yen. (Ask for further information when applying)

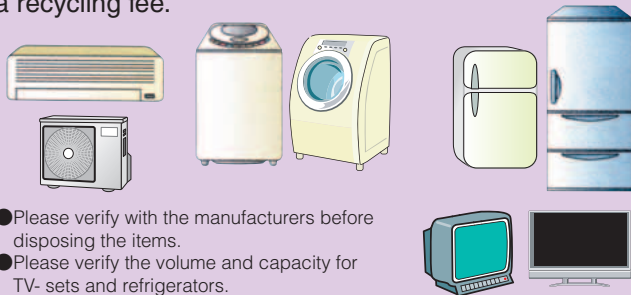
※ Write your name on the ticket and put it on the item. Then leave it outside of your house on the designated collection day.



Oversized Garbage Ticket (¥800 Ticket)
Use a permanent marker to write your name.

Disposal of items subject to the regulations of Recycling Act for Electrical Appliances

The following items must be recycled by their manufacturers in compliance with the Recycling Act for Electrical Appliances. Disposing them requires a recycling fee.



● Please verify with the manufacturers before disposing the items.

● Please verify the volume and capacity for TV-sets and refrigerators.

Disposal procedure

① Contact the retail stores first and request for the collection of products.

Please request for the collection of products definitely, when you make a replacement purchase.

② Contact the Environmental Sanitary Dept. for door-to-door collection service or apply for individual disposition at the city-run collection sites.

(An Electrical Appliances Recycling Ticket and an Oversized Garbage Disposal Ticket are required.)

● Electrical Appliances Recycling Tickets are available at post offices.

● Oversized Garbage Disposal Tickets are available for ¥2,000 (transportation Cost) at the designated selling points.




Oversized Garbage Ticket (¥1000 Ticket)
Use a permanent marker to write your name.

Items that cannot be disposed at city-run sites

The following items cannot be disposed at the city-run sites. Please contact related agencies or stores for the dispositions.

Hospital waste, gas cylinders, roof tiles, safes, concrete, fire extinguishers, tires, gypsum boards, agricultural equipments and materials (waste plastics, agricultural equipments, etc.), agricultural chemicals (container is included), waste fluid, waste oil, personal computers, batteries, pianos, bricks etc.



Disposal procedure of personal computers

Request the collection to the manufacturers.

Please contact directly with each manufacturer. You can confirm who is the contact of each manufacturer at PC 3R Promotion Center. Contact PC 3R Promotion Center to identify the manufacturers

TEL 03-5282-7685

URL <http://www.pc3r.jp>



Beware that the disposal of the products not bearing this Recycle Mark i.e. the products manufactured in October 2003 or before, requires fees for their collection and recycling.

● The main unit and the display (desktop and notebook computer) are targeted for recycling. The equipment (Printer and keyboard, etc.) and the word processor must be disposed as Oversized Garbage or Incombustible Garbage.

